



THE POWER OF DATA SHARING

Maximizing Opportunities through Collaboration and Awareness

Brendan Coles, Regional Municipality of York

Christie-Lee Hazzard, Regional Municipality of York

Paul Lefaive, Town of Whitchurch-Stouffville



LIGHTNING ROUND



Asked for data?



Been denied?



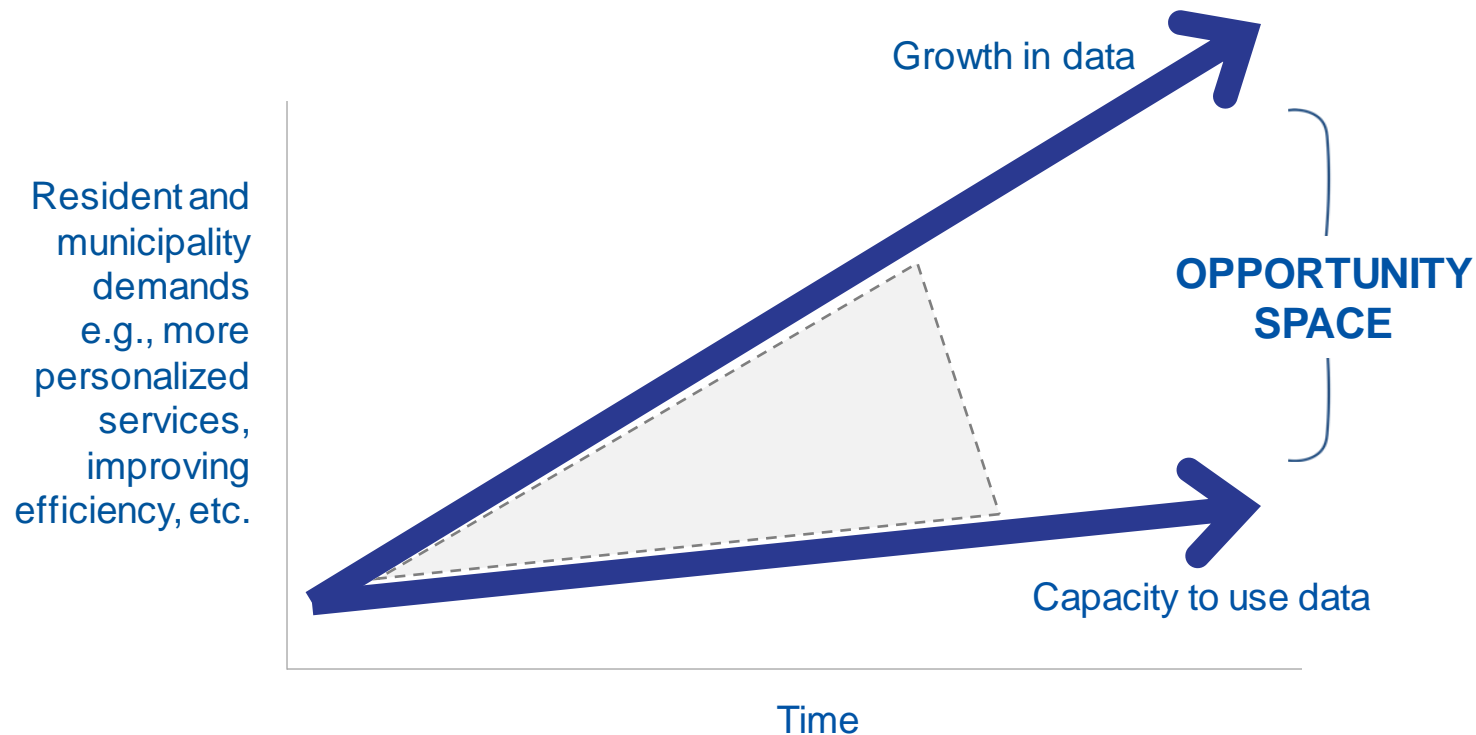
Shared data?



Denied others?

OPPORTUNITIES TO SHARE KEEP GROWING

“Faster, simpler, more secure data sharing where information is treated as a corporate asset”



By 2025, IDC estimates there to be **175 zettabytes of data in the world** (a number equal to as many ‘bytes’ as there are grains of sand on all the world’s beaches x 175)¹

¹Estimates from the International Data Corporation (IDC) suggests by 2025, there will be 175 zettabytes of data (see <https://www.seagate.com/files/www-content/our-story/trends/files/idc-seagate-dataage-whitepaper.pdf>) This number is put into context by researchers at <https://www.eecis.udel.edu/~amer/Table-Kilo-Mega-Giga---YottaBytes.html>

SURVEY SAYS...

What are the
benefits of
data sharing?

Enhances
Decision-Making

Improves
Data Quality

Supports Greater
Insights

Expands
Opportunities


Eliminates
Duplication

Reduces
Cost

Promotes
Collaboration


Increases
Productivity

WHY IT MATTERS



BETTER RESIDENT SERVICES

Data sharing means more advanced analytics, a better understanding of resident needs, and enhanced decision-making




INCREASED EFFICIENCY

Clearer, simpler data sharing processes reduce duplication of effort and administrative work for staff – freeing up their time to focus on what matters



IMPROVED RISK MANAGEMENT

When staff understand the rules, they're more likely to make sure data is kept secure when required, reducing the risk of breaches, potential errors



OPTIMIZED DATA VALUE

By treating data as a corporate asset and sharing it wherever we can, we'll extract as much value as possible



AGENDA AND SPECIAL GUESTS

Organizing Data,
Preparing to Share



Brendan Coles
Corporate Data
Product Specialist
York Region

Governance,
Toolkits and
Decision Trees



Christie-Lee Hazzard
GIS Project Specialist
York Region

Benefits and
Opportunities:
Partner Perspective



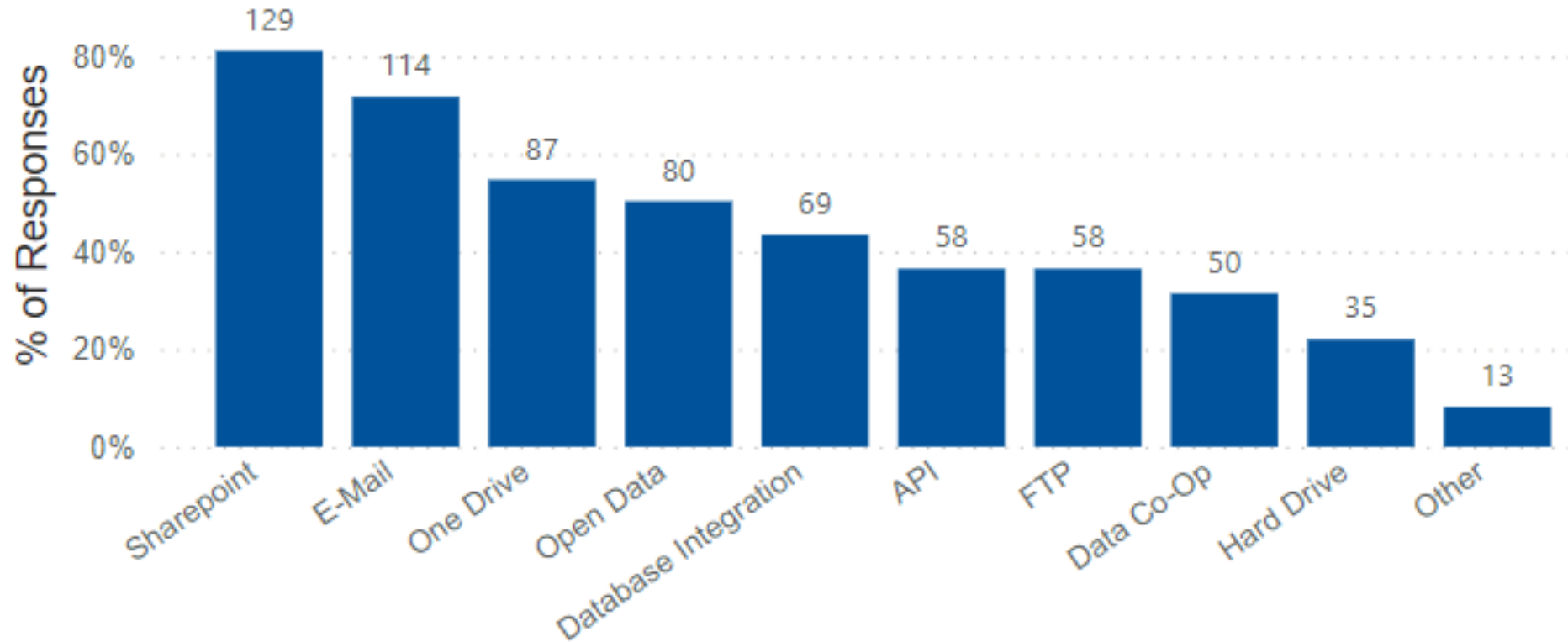
Paul Lefaive
GIS Systems Analyst,
IT Services
Whitchurch-Stouffville

**ORGANIZING DATA,
PREPARING TO SHARE**



SURVEY SAYS...

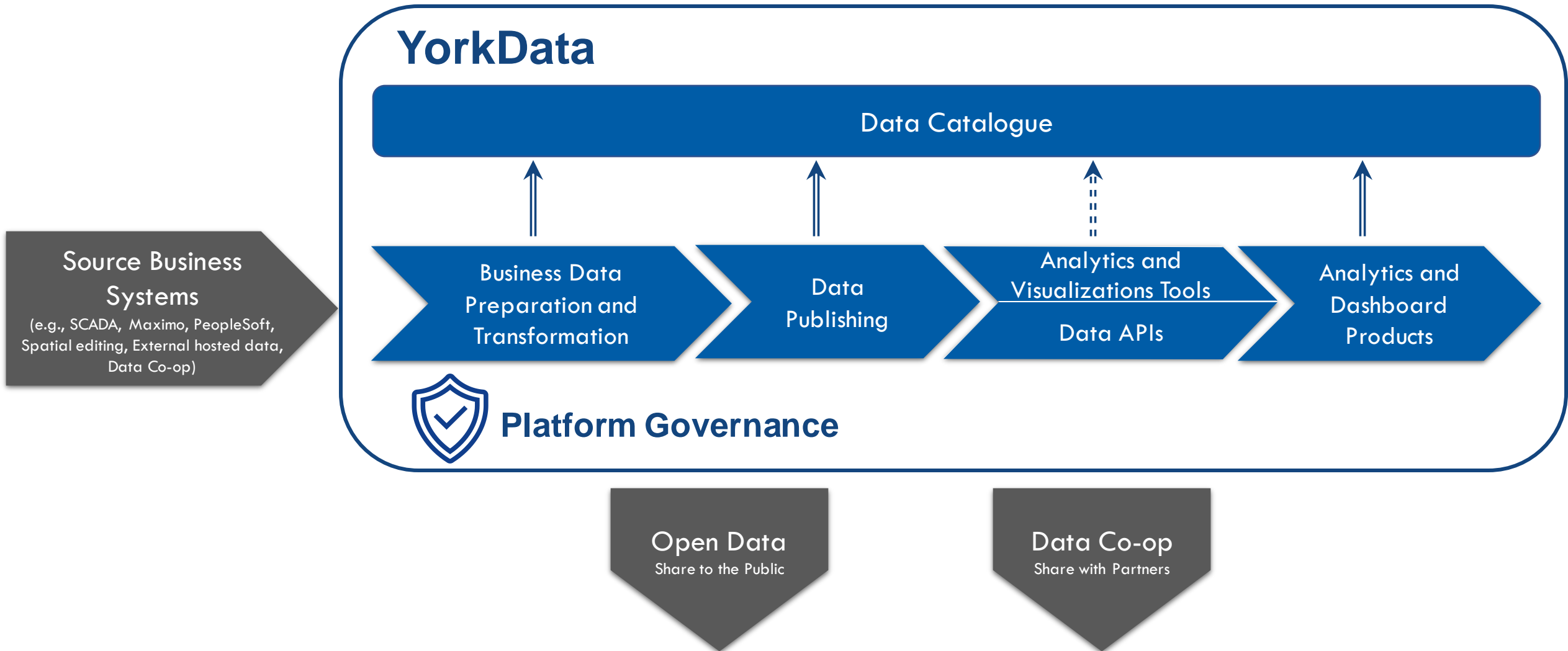
Which methods do you use to share data? Select all that apply.



DO NOT SHARE FROM SOURCE



EDIT AT SOURCE, PUBLISH TO SHARE

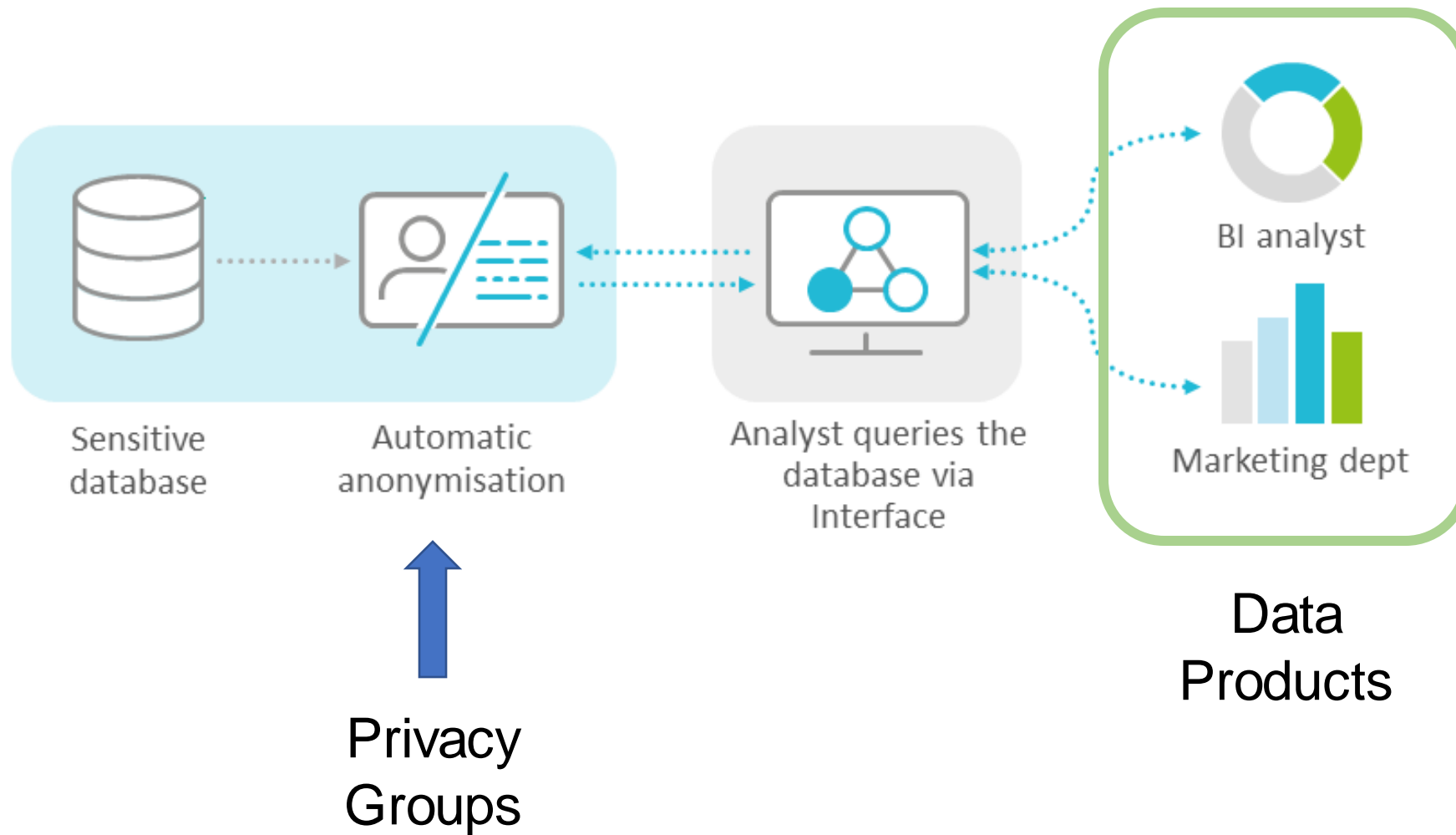


SHARING SECURELY



- **Data:** Corporate Asset
- **Data sensitivity:** High, Medium, Low
- **Open and accessible:** share to the greatest extent possible

AGGREGATION AND DATA PRODUCTS



KEYS FOR SUCCESS



DATA GOVERNANCE



SAME STANDARDS



SAME TOOLS
AND SKILLS



SHARED
to the best
extent possible



DISCOVERABLE

GOVERNANCE, TOOLKITS AND DECISION TREES





SURVEY SAYS...

NO – 23%

Have you ever consulted or inquired about corporate data sharing policies within your organization?

YES – 77%

OUR CULTURE IS CHANGING



Our Vision: To enable and simplify data sharing across York Region, empowering all types of internal and external users to share and access trustworthy data.



Instead of:

“This can’t be shared”



Start from:

“How can I best share?”

REPLACING CONFUSION WITH CLARITY

Demystifying data sharing by providing staff the resources required to make it simpler, faster and more consistent.



Governance

A data sharing standard supporting York Region's existing policy framework, and clear roles and responsibilities, will set the tone for the organizations data sharing and clarify expectations of staff.



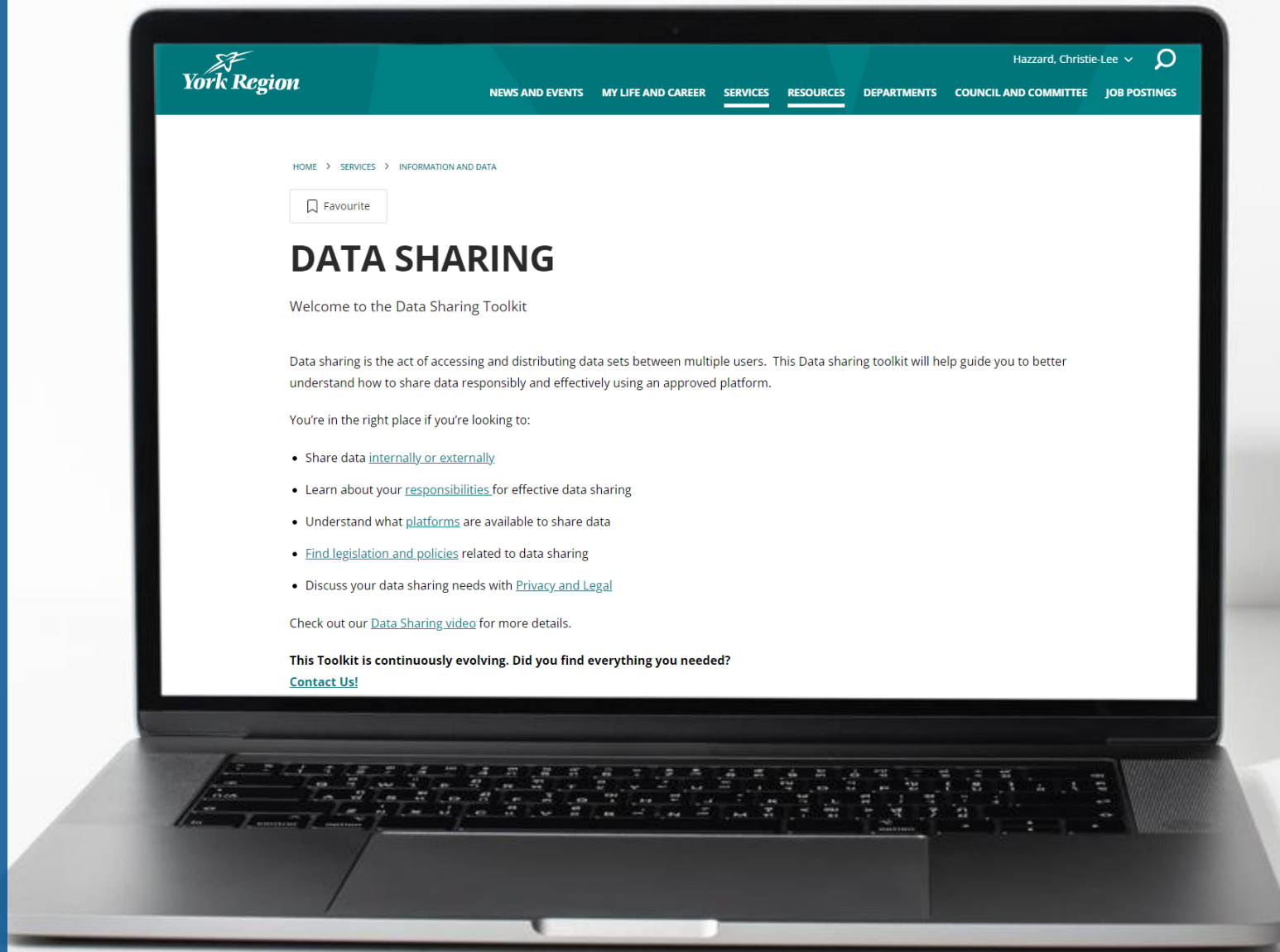
Tools

A toolkit providing a decision tree, agreement templates and approved sharing platforms will streamline data sharing processes.



Training

Training resources will ensure staff have the skills and knowledge required to share data effectively and foster a culture where data sharing is valued.



DATA SHARING TOOLKIT

Online one-stop-shop with everything our staff need to know about data sharing at York Region.

DECISION TREE

Clear, actionable guidance for staff on how to share data effectively

Specific Questions

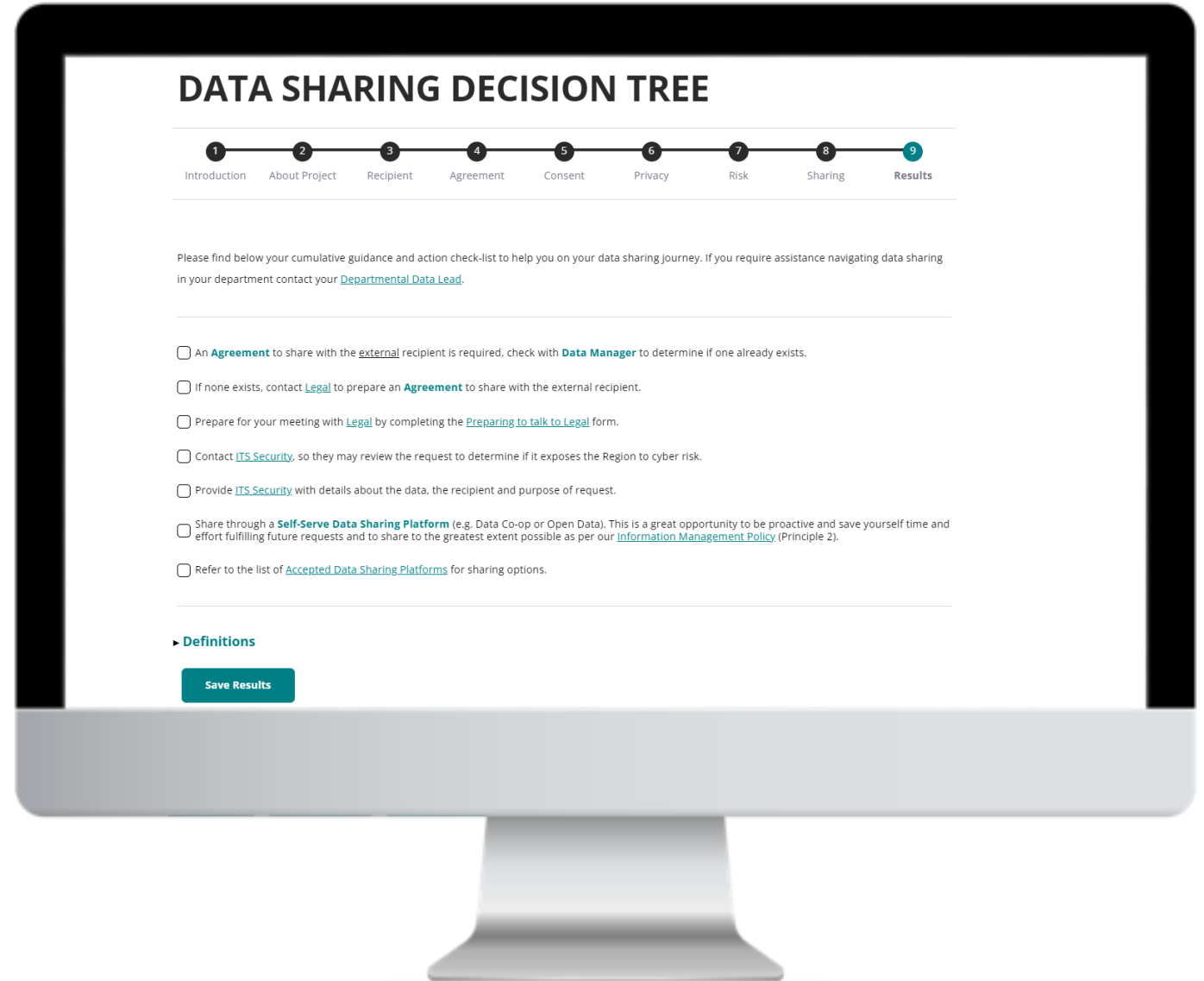


- **Who** is the recipient?
- **What** data is being shared?
- Do we have **authority** to share?
- **How** will you share?

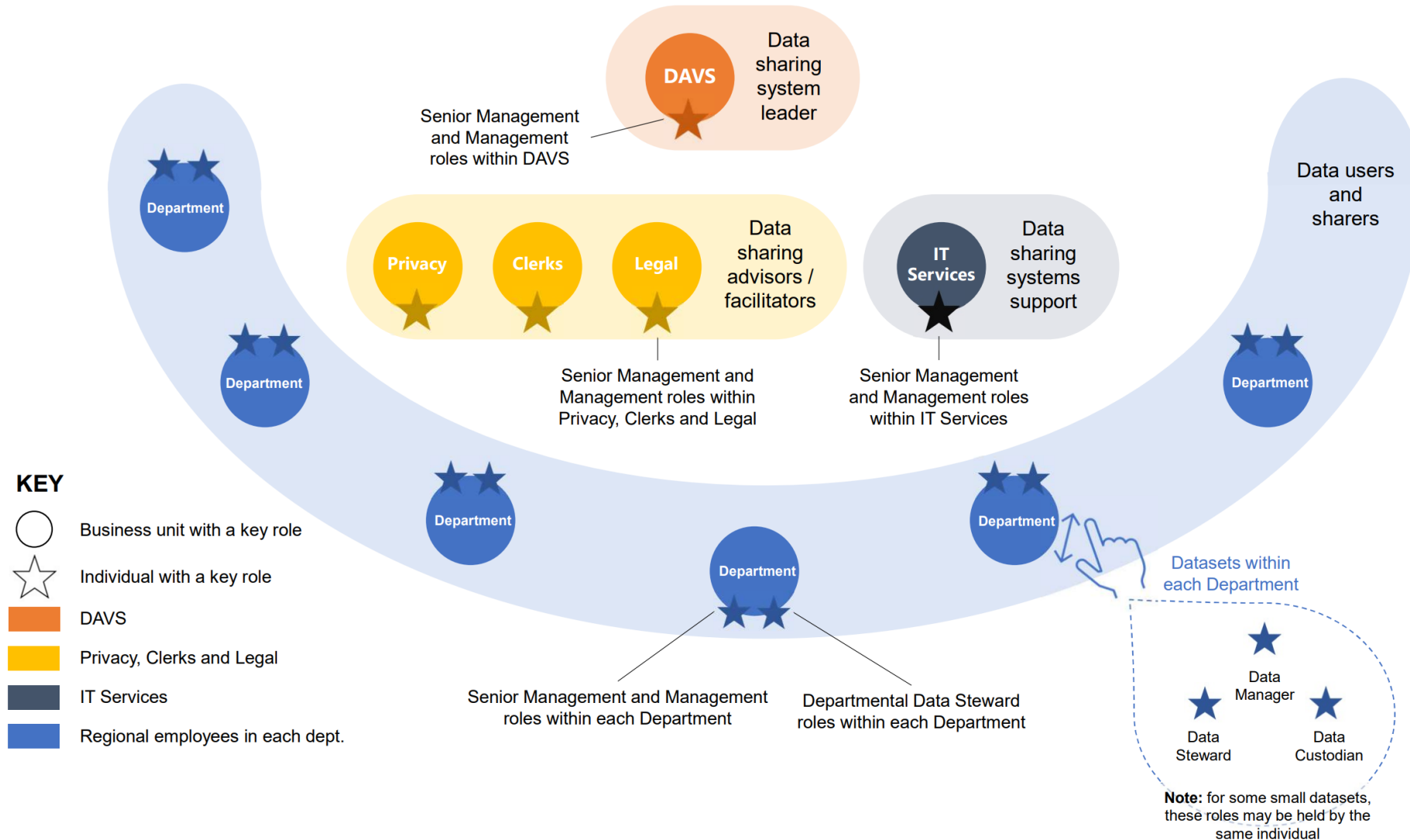
Clear Guidance



- **Who** should you consult
- **What** policies, legislation or agreements to refer to
- **How** should you share
- **What** you need to know or prepare



ROLES & RESPONSIBILITIES: THE DATA SHARING ECOSYSTEM





DATA SHARING TOOLS & RESOURCES

Accepted Tools and Platforms

A comprehensive list of tools and platforms accepted for sharing data, including guidance on when and how to use them, ensures staff can share effectively and securely.

Data Agreement Templates

Data agreement templates with guidance on use help staff get started with new data sharing partners while creating consistency across the organization.

“Preparing to speak with...”

FAQs and project outline templates help staff prepare for conversations with Legal or Privacy to save time and ensure best outcomes for everyone.

WHAT WE LEARNED



Make it matter to them:

- Staff need simple and actionable guidance and easy to use technology that is relevant to their day-to-day work.

Be agile:

- We didn't get everything perfect the first time. By applying the framework on small projects and inviting discussion, guidance can be continually adapted and improved.

With a change in dialogue comes a change in culture

- We are starting to see the dialogue change. Culture change takes time, but with each interaction and each discussion, the dialogue is changing to an “open first” frame of mind.

**BENEFITS AND
OPPORTUNITIES:
PARTNER PERSPECTIVE**



COMMON OBSTACLES TO INTERNAL AND EXTERNAL SHARING



- Lack of formal data governance (process/ technology)
- Use restrictions – privacy
- Data misuse and misinterpretation – liability
- Time and resources – incentives
- Data costs/budget (proprietary data and data collection)

SELF-SERVE ACCESS TO AUTHORITATIVE DATA IMPROVES

The Way We Plan

Master Plans, Strategic Plans,
Departmental Studies
(data-driven decision-making)

How We Communicate/Inform

Ex. Stouffville Census Hub, Fire
Community Risk Assessment
(innovation)



The Way We Work

Integrated into internal
tools/applications
(increased productivity)

How We Earn Trust

Demonstrates a commitment
to accountability
(transparency)

DATA SHARING THROUGH JOINT PROCUREMENTS



Synergizing our financial resources

- **Cost savings:** lowered cost to entry
- **Easier procurement process:** e.g., York Region leads
- **Greater refresh rate (visualize growth):** more frequent data updates
- **Custom data acquisitions:** strength in numbers



DATA PRODUCTS ARE ALSO DATA SHARING

- Data sharing is not limited to downloadable spreadsheets and GIS files
- Data products can offer users self data exploration in an aggregated form
- Data products can take form in the following ways:
 - Web Maps
 - Web Apps
 - Dashboards
 - Infographics
 - APIs

CROSS-BORDER INITIATIVES BUILT ON DATA



All - Construction



All - Pipes



Emergency Response



Next Gen 9-1-1

Increasing awareness and understanding through collaboration

FACILITATED DISCUSSION



Questions:

- What strategies or practices have you found effective in breaking down sharing barriers and data silos?
- What can we do collectively together to help foster a culture of data sharing and collaboration?

THANK YOU

Questions? Contact:

Brendan Coles, Brendan.Coles@york.ca

Christie-Lee Hazzard, Christie-Lee.Hazzard@york.ca

Paul Lefaive, Paul.Lefaive@townofws.ca

Julie Millson, Julie.Millson@york.ca



Putting Data to Work: Igniting Collective Potential